

# FINISH

WITH WAGNER



## IN THIS ISSUE:

**MATTHEW MEAD'S  
FRESH IDEAS FOR OUTDOORS**

**SPRAYCATION  
TURN A GARAGE INTO A PARTY ROOM**

**REFRESH YOUR DECK**

**PRETTY PAINTED  
GARDEN PLANTERS**

**MAKE YOUR OWN SPRAY BOOTH**



SUMMER 2015  
**CONTENTS**

**FLOWER BED • 8**

Refresh a vintage bed.

**WAIST HIGH GARDENING • 16**

Repurpose a plant stand and paint pretty pots.

**SPRAY BOOTH TO PHOTO FINISH • 24**

Make your own spray booth with home center supplies.

**THE WHITE HUE • 30**

Spray a whole house one shade of white.

**TAKE A SPRAYCATION • 40**

Turn your garage into a party-ready great room.

**ALL DECKED OUT • 60**

Renew and redecorate your deck with dramatic effect.

**FIRST IMPRESSIONS • 72**

Work a season or two ahead to create the front door of your dreams.




*Extra paint can be used to spray rocks white for summer art keepsakes.*





**I'M A DOER!** I live to create, upcycle, renovate, and re-invent. It's my life and if you are like me there is always a mission to complete or a project to **FINISH**. I'm always out and about, always looking for inspiration, always morphing one thing into something else. This summer issue of **FINISH** really embraces outdoor living with a multitude of ways to engage projects and update outdoor spaces. There are amazing transformations, easy instructions for doing it all yourself, ideas for reaching your inner artist, and beautifying your life with all the easy-to-use tools from the Wagner Corporation. There is something here for everyone and you will relish every moment adding something new and fresh to your home, your yard, your world.

*Marty*



*This twin bed became a Swedish-looking entry bench with a unifying spray of Pittsburgh Paints' Ocean Drive.*



Powerful X-Boost Turbine™ provides maximum control with full coverage.

Revolutionary iSpray® technology sprays unthinned paint.

Quick-change nozzle allows you to easily switch coatings and colors.

# DOES THINGS A PAINT BRUSH CAN ONLY DREAM OF.



## THE REVOLUTIONARY FLEXiO ALL-PURPOSE SPRAYER.

The Wagner FLEXiO™ Sprayer delivers a smooth, professional coat to almost any surface, from garage doors to bathroom walls, from fences to living room ceilings. You can spray almost any paint or stain, including unthinned latex, with enough control for detail work. Say goodbye to old-fashioned brushes and rollers. It's time for a smarter way to paint.

**View a video at [WagnerFlexio.com](http://WagnerFlexio.com)**



Revolutionary iSpray technology sprays all coatings including unthinned paint.

**PAINT SMART.**





**MATTHEW MEAD**  
editor, creative director, photographer

**JENNIFER MEAD**  
managing editor

**LISA BISSON**  
studio assistant

**ELYSE MAJOR**  
copy editor

**OUR HERO PRODUCTIONS**  
graphic design

#### WAGNER CREATIVE ADVISORY BOARD

Trisha Gregory  
Jan Plaude  
Ben Furuseth  
Steve Machacek

#### WAGNER PRODUCT ADVISORY BOARD

Jon Beaton  
Eric Julstrom  
Julie Myhre

#### PUBLIC RELATIONS

Julie Goetz (julie@goetzresultscomm.com)

#### WAGNER SPRAYTECH CORP.

1770 Fernbrook Lane  
Plymouth, MN 55447  
wagnerspraytech.com  
1-800-328-8251



## Sea Spray

Add a light and breezy seaside feel to your kitchen to enliven not only food preparation but to inspire all kinds of delicious party snacks and rainy day events. Spray your walls with the **FLEXiO® 890** (BELOW) filled with this perfect shade of blue called Athenian from Benjamin Moore and then make decorations and table favors to match your paint theme. Summer entertaining inside never looked so good.



**FINISH with Wagner** Magazine is published in partnership with Matthew Mead Productions and Wagner SprayTech Inc. The editorial content is intended to explain and simplify home improvement projects. Tools, products, materials, techniques, are intended to be a guide, therefore, Wagner SprayTech Inc. & Matthew Mead Productions assumes no liability for omissions, errors or the outcomes of any project. Readers should follow all product manuals and material manufacturers' guidelines. Results may vary.

All rights reserved. Neither this publication nor any part of it may be reproduced or transmitted in any form or by any means, electronic, mechanical, photocopying, recording, or otherwise, without permission of Wagner SprayTech Inc.

**FINISH with Wagner** is a digital magazine published quarterly.

## Personal Palette



California Paints'  
Rose Fusion

## JUST ADD PAINT

Feeling grounded in your space can be a lot more interesting than just sitting on the floor. Start with an inspiring object to help steer your color path. In this case, a multi-hued paper lantern in a myriad of brights helped pick a perky wall color that also inspired soft bedding and a floor covering. With a seamless spray of California Paints' Rose Fusion using a **FLEXiO® 890**, you will be communing with your inner self in just a matter of hours.

Perching on the floor and reclining with eyes skyward opens up lots of fresh possibilities for painting. Consider an artful ceiling with an alternate color choice that is either complimentary or expressively contrasting. Add stripes or patterns using paint tape or stencils. Cut in the edge of the ceiling using a **SMART Edge Roller®** and spray the ceiling first before the walls.



# FLOWER *Bed*

*Be inspired by fresh blooms to transform a stodgy mahogany bed into a romantic meadow retreat!*



*Annie Sloan Chalk Paint® in Paris Grey is the perfect background for flirtatious cottage blooms.*







Designer and antiques dealer Lucy Bernardin's search for a fabulous bed led her to auctions and flea markets where vintage furnishing can be purchased for less than a third of new retail pieces. "I desire a stylish, decorator look and new bed frames just don't hold that special quality." Lucy's solution was this vintage four poster with ornately turned finials and fine beaded detailing, but her design sensibility is much more romantic and cottage-like. The solution? A flat finish spray using Annie Sloan Chalk Paint® in Paris Grey. "I couldn't be happier with the results," says Lucy, "I created my own custom look and a 'new' family heirloom that I can enjoy for years to come."



*Old pieces of furniture in shades of brown are dying to show off their details. A crisp spray of gray brings forth the textures and elegant architecture of the bed.*



A spray of color took this bed from drab to a *decorator's dream.*





The wall color is  
Pittsburgh Paints'  
Bamboo.

"The bed holds attraction and allure now, beckoning me to hang out on sunny Sunday mornings when I should be at the flea market," says Lucy. A foot board final is great for holding bags and satchels. The sunlight catches the curves of the bed against a wall sprayed in Pittsburgh Paints' Bamboo. Fine beaded detail comes to life with a light brush of Annie Sloan's Old White chalk paint. A mirror makes a stunning companion sprayed in the same shade as the bed.



*Blooming this season . . .*

Company C bedding in the Wisteria pattern. [CLICK HERE](#) for other colors and styles.



# PROJECT GUIDE

Spraying a piece of furniture is quick and easy but you must be prepared. Drape the floor and wall of your workspace with paint cloth. Chalky finish paint dries quickly so you will be able to turn the pieces as you go. Make sure your work space is well ventilated and you wear a paint mask.




Lucy has painted dark furniture many times and has a solution to stop stain bleed through on a painted finish. "I spray the entire piece with a coat of clear shellac to seal the stain. Failure to properly coat the former finish will result in patches of discoloration. Load the **FLEXiO® 890** Detail Finish nozzle with clear shellac, spray and let dry twenty-four hours before spraying with chalky paint".



*Keep moving and turning the headboard to get complete coverage over the entire surface.*

Lucy loads paint into the **FLEXiO® 890**. The larger paint holder allows her to work fluidly without stopping. Lucy employs a steady back and forth motion to get a smooth and seamless finish. Annie Sloan Chalk Paint® is lightly applied over the bed's architectural detail to provide some contrast and bring its decorative features to the forefront.








*Upcycled Style*

# Waist-high Gardening

**Keep flavor within easy reach with an old plant stand turned tiered herb garden.**



Dress up everyday plant pots with latex ornamentation and a smart roller.



# MAKE YOUR OWN GARDEN STYLE PLANTERS

Dollar store terra-cotta pots get a fresh coat of chalk paint to create stylish containers for a most convenient garden.



Container planting is all the rage, so why not create special plant pots to show off your herb plants to best effect? Latex ornamentation by Eflex are glued to the plain pot using Eflex adhesive. To order Eflex, visit [efexusa.com](http://efexusa.com). Once dry simply paint the pot using a **SMART Edge Roller**® filled with Annie Sloan Chalk Paint® in Old White. Once dry, lightly roll the entire pot and the embellishments with a roller filled with Annie Sloan chalk paint in Coco. Remove any excess paint with a rag. Let dry and plant with your favorite herbs.



*Eflex are latex medallions that easily glue to walls and furniture.*





Paint an old mop pail with wheels the same color and fill with a flowering trails of a white Bacopa plant.

## SIMPLE PAINT MAKEOVER

This flea market metal stand went from industrial to irreplaceable with rosy red paint and easy to tend herbs.

On the search for something to use as a plant stand? Check out flea markets, garage sales, and industrial restaurant supply stores that deal in used shelving and store house supplies. This old metal stand was a bit rusted and dull in a shade of pea soup green. Clean the surface with a wire brush and then wipe down with a tack cloth to remove any dust or rust particles. Paint it using the **FLEXiO® 890** Detail Finish sprayer filled with exterior latex paint in a satin finish.







## TASTY HERBAL ADDONS

Summer foods would be nothing without the layered flavors or fresh herbs. Create your own waist-high plant stand garden of savories like basil, oregano, sage and thyme to sprinkle on summertime grilled vegetables, roasted meats or fresh outdoor pizza baked on the grill. A waist high garden will keep your edible herbs away from animals, make it easy to tend and keep flavorful additions right at your fingertips. Gather herbs to add to marinades and salad dressings or top salads and pizza just before serving.



*A waist-high garden keeps your herbs clean and free from passing animals. Washing herbs will remove some of their flavorful natural oils so its best to use them fresh from the plant.*





# SPRAY BOOTH to PHOTO FINISH



*Create your own inexpensive spray booth with easy-to-find items from your local home center and upcycle furnishings to your heart's content.*



*Items slip into the booth, get sprayed, and come out with multiple looks and uses.*



# SETTING UP THE TENT

Spraying inside is great, but when the weather is nice and the air is dry, there is nothing like using your **FLEXiO® 890** outside under clear skies. With a light filtering canopy overhead, a drop cloth and canvas cloth sides, this easy to assemble paint booth will aid you in painting all kinds of furnishings and accessories and have you spraying almost everything with wild abandon.



Pop up the tent, attach the canvas cloth curtains with clamps, and smooth out the plastic drop cloth on the ground. Use beach stones to anchor the edges from any swift breezes.

# WHAT YOU'LL NEED

- One white market tent 10x12**  
*White allows the light to shine through so you can see what you are doing.*
- Three 6x9 canvas drop cloths**  
*Leave one side open for ventilation.*
- Eight heavy duty clamps**  
*They hold on the canvas and keep large particles from landing on freshly painted surfaces.*
- One 10x12 plastic drop cloth**  
*To protect your driveway or yard.*

*Estimated total cost of reusable booth: \$160*



*“Don't look behind the curtains!” means that a magical transformation is taking place.*



*A plastic drop cloth means you can spray your pieces easily outside on your driveway, patio or lawn.*





Designer and furniture painter Danielle Driscoll from the popular blog [findingsilverpennies.com](http://findingsilverpennies.com), used the sprayer to transform a hard-to-paint wicker settee into a love seat for her porch. Other spray projects have included a hutch style cabinet and interesting furnishings for which she and her blog are known. "The paint dries so quickly in the dry air and protected from weather and natural debris particles," says Danielle. "I can spray many, many pieces in an afternoon."



Using the FLEXiO® 890 to spray wicker is a great idea. The paint instantly finds its way into all the cracks and crevices. Painting it outside in a spray booth provides the light, space, and freedom to cover every inch of the entire piece.

Use the metal structure of the canopy to hang items like lanterns, chandeliers or hanging plant pots to spray easily and quickly.



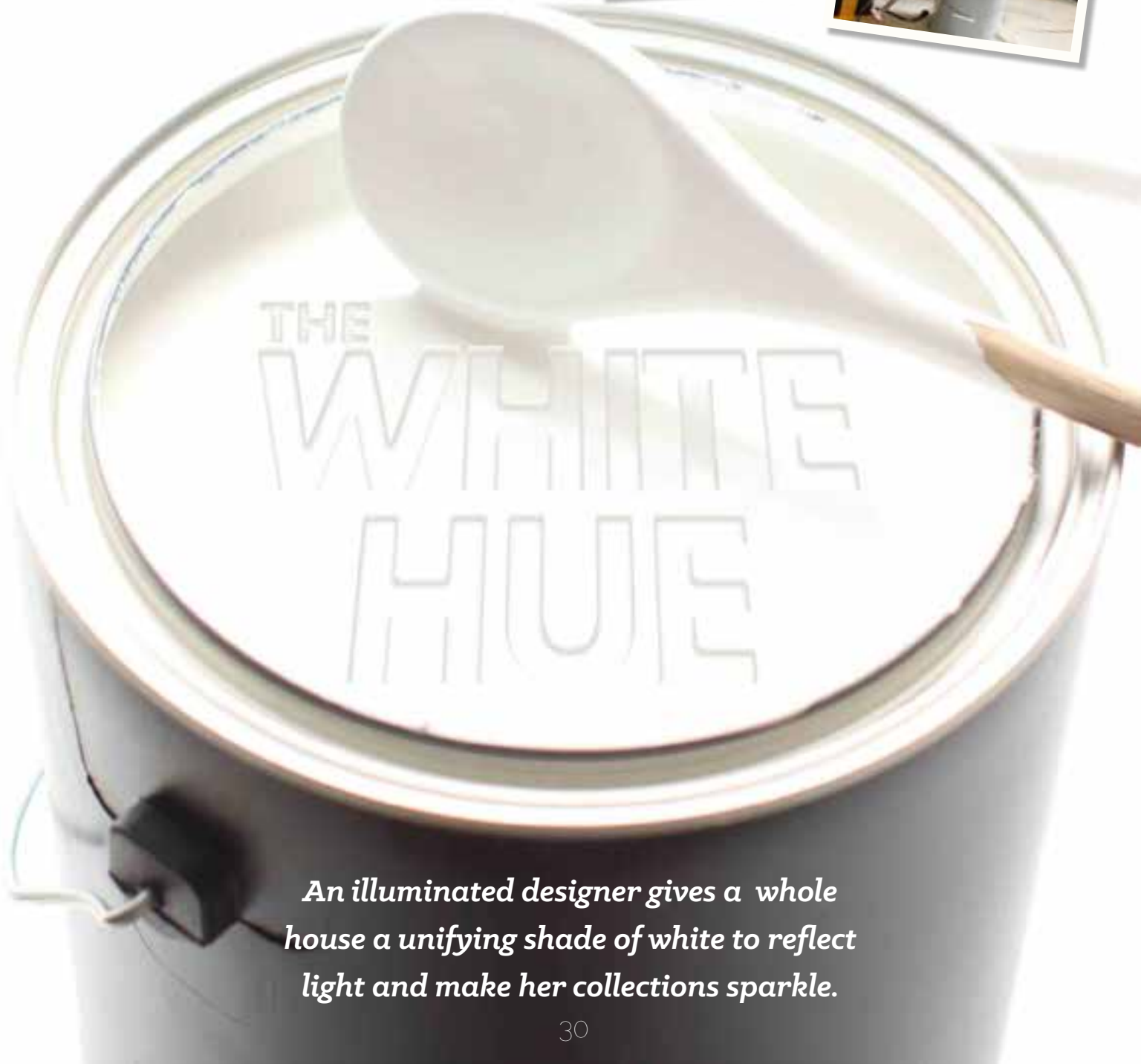
Plant pots or recycled tin cans can aid in getting chairs and table legs off the ground for full spray paint coverage.

The booth assembles quickly so the actual spraying of each item takes minutes.





# House Tour



*An illuminated designer gives a whole house a unifying shade of white to reflect light and make her collections sparkle.*





## White Effect

Designer Dianne Good knows a thing or two about using white. Her entire seaside home is awash in a single shade of her favorite hue. “My favorite white is Benjamin Moore Super White. Why? Because it is crisp and clean and can be used everywhere.” And that is truly her one caveat—that all the walls and woodwork are painted in her favorite shade. “It shows off artwork and provides beautiful relief to shapely furnishings and upholstered chairs. It matches anything you bring in and most importantly fills every space with light.” Does it work everywhere, we ask? “Absolutely. White is like a trusted old friend. It will never let you down, accepts both new and old furnishings, and always feels clean and welcoming. What more could you ask from your home?”

*White collectibles aren't in short supply and neither is paint from a five gallon pail connected to a FLEXiO® 990 paint sprayer.*



Spraying your home all one color is a simple and effective approach and the perfect match for the **FLEXiO® 990** sprayer. With a five gallon pail of paint there is virtually no stopping for a refill.



"My walls are the most amazing canvas for all of my furnishings and collections," says Dianne. "Subtle and serene, the smooth surfaces work with the light as it moves through the house. White reflects and fills my rooms with the most beautiful glow right up until sunset and after. It reflects sparkling candlelight, which makes everything feel luminous and celebratory."



White walls provide the perfect foil to vintage gears upcycled into a pair of mirrors.



White walls inspire soft white places to relax. Move furnishings to the center of the room and cover with paint cloths. Tape off windows and paper floors to protect finishes. Then simply fire up the **FLEXiO® 990** and complete a whole house makeover in less than a weekend.





## Graphic Shapes

White provides graphic relief for all of your furnishings, making them feel more like art. A sunburst mirror over the fireplace has sculptural appeal. A white back drop for an old pine bench is a perch for an artistic appliquéd pillow. A desk against a stark white wall is an oasis of visual texture. An arched mirror reflects even more light.



# FINISH A WEEKEND OF PAINTING BY SATURDAY NOON.



Precision control.

Direct feed for nonstop painting.

## THE NEW FLEXiO® 990 FOR BIG PROJECTS.

The new FLEXiO® 990 is your go-to sprayer for big projects, indoors and out. Its revolutionary iSpray® technology and powerful turbine allow you to precisely spray almost any coating from any container, with a full 2-story reach. That big project just got a lot smaller. The FLEXiO® 990. It's simply a smarter way to paint.

To see the FLEXiO® linke of sprayers visit [WagnerFlexio.com](http://WagnerFlexio.com).







A crisp white wall aids a dark headboard in creating a frame—paying homage to a sun-shaped mirror, which extends brightness throughout the bed and bath.



## HOW TO GET THE LOOK

White and light accessories are at the forefront of each finely designed space in Dianne Good's home, but the real way to get the look is to create a painted background of white. Multiple windows in each room add to the cool and luminous quality of the house, but it truly is white as a foundation that provides a real canvas. To transform a similar large space, use Benjamin Moore's Super White paint teamed with the **FLEXiO® 990** continuous feed sprayer, which draws off a 1 or 5 gallon pail of paint and will allow you to cover your entire interior in record time.



*The master bath shows off its layers of white in one harmonious hue.*



# Take a *Spray-cation*

*Spread some summertime fun by converting your empty garage into a festive screened great room to host gatherings and just hang out.*







Can you imagine finding extra space at home? How about your garage? No need to house the car for the summertime. Consider reclaiming this open unused space as a fun and colorful gathering spot. Simply spray the interior white and paint the floor. Add a screen to cover the garage door and you have a spectacular space where everyone can spread their wings and enjoy every moment of summer.

Conversion can take place in less than a weekend. Pressure wash walls and floor and thoroughly vacuum with a shop vac. Spray walls using the **FLEXiO® 990** continuous feed sprayer with Bin Primer Sealer. Let dry overnight and spray walls with a final coat of Valspar Reserve Interior Satin paint in white. Once dry, paint the floor using the **RENUVO** paint applicator.



◀ American Gothic never looked so joyful (FAR LEFT). Easy-to-use tools make the garage transformation fun and fast. A fun pillow brings summer style to a chair sprayed in Sherwin-Williams Showstopper red. Beach stones sprayed with leftover wall paint create a summer canvas for kids of all ages. Leave grease pencils in great colors around to create instant summer memories. Let dry thoroughly overnight and then fill with furnishings.

## Summer Palette

Sherwin-Williams  
Showstopper



Valspar  
Interior  
Satin White

Valspar  
Concrete Stain  
Mountain Lake





A garage  
getaway  
will be the  
hub of  
*summer  
fun!*



A garden urn  
sprayed in Annie  
Sloan Chalk Paint®  
French Linen is  
topped with a  
wooden circle to  
make an instant  
and shapely  
summertime table.





### *Open Air Fun*

Gathering will be the best part of your great room. Fresh air, fun food, and a place to really party. Starfish and old blue bottles reinforce the easy, breezy summer theme. Sprayed rocks are a creative way to capture summer memories. Grease markers in blue and red won't rub off—kids will love drawing pictures and writing their names. A family that plays together, stays together. Imagine a space where summer dribbles can happen with wild abandon.





A tiered stand sprayed in California Paints' Use the Good China is a festive blue foil for ripe, red summer berries. Iced soda in berry and cherry flavors are instant summer refreshment. Watermelon slices are cut in triangles for easy eating. A jar of oversized marshmallows are steps from becoming melty s'mores.



*Party central! Spray a table and chairs in a fun shade of red and always be party ready.*



# INDUSTRIAL BIN TO PRETTY PLANTER

Make a statement planter using an old factory bin culled from the flea market and reborn with a graphic diamond pattern.

Blue painter's tape and paint takes a drab and boring bin from simple to spectacular. Prime and paint the container using a **SMART Mini Roller®**. Let dry thoroughly and tape off diamond pattern using blue painters tape. Fill the **SMART Mini Roller®** with California Paints' Sanctuary Spa and roll over pattern. Let dry and remove tape to reveal the pattern. Fill planter with Boston, Maidenhare or Deer-footed fern.





# SPRAY A STATEMENT TABLE

A colorful table for dining or simply serving food will make all of your summer entertaining efforts seem dreamy. Use white or lightly colored dishes for serving to create the greatest contrast and pop.



A wonderful spray of color will revive anything, even this old picnic table and bench. Sand and clean your pieces and wipe down with a tack cloth to remove any dirt or residue. Set up a spray booth (page 24) to paint your pieces. Make sure to keep turning your furniture items as you spray to get full coverage on the underside and in cracks and crevices. Let dry thoroughly and apply a second coat for the most durable and seamless effect.



Red and blue against a white backdrop simply *screams summer.*





Spraying your garage will be the best thing you ever do. Whether it has unrefined rustic walls or dry wall, adding a finished touch makes it a much more engaging and usable space. You could do the same thing for a shed, chicken coop or small barn space. The addition of screening over the garage door opening makes it all summer ready and keeps it free from bugs. Open air living at its best.



### *Perfect Finish*

Rustic walls will need a primer first. Coat the interior with Bin Primer Sealer first and let dry thoroughly. Place a final finish coat using Valspar interior satin paint applied

with the **FLEXiO® 990** continuous feed sprayer. Paper over windows and tape off anything that you don't want coated and paint screen door, screen panels and window trim.





## BEFORE



### *Floor Finish*

Floor concrete stain from Valspar in a blue hue called Mountain Lake does a great job reviving and old, chippy cement floor. Wash and vacuum the floor thoroughly and apply using the **RENUVO** paint applicator. Begin by drawing paint out from the edge of the wall using a **SMART Roller®**. Then simply use the **RENUVO** to paint the floor in an up and down motion. Let cure overnight before walking on it.



### *Add Some Color*

Painting the floor a color adds lots of style and interest to the space. Painted furniture in contrasting shades and layers of textured carpet help to create a colorful design that is a feast for the eyes.





Many hands make light work and creating your great room is no exception. Invite friends for “move-in day” when you unfurl carpets, hang paper lanterns and add cushy pillows to the couch. Offer simple but seasonal fare like mini cupcakes, watermelons, cherries, and soft drinks and then settle in for the best summer fun ever.

## FRESH BREWED TEA STAIN

Turn a factory shoe rack into an entertaining pantry of summertime serving pieces. We revived the dry finish by spraying with a strong solution of black tea applied using the **FLEXiO® 890**. The results are rich but still vintage in effect.



*Revive a dry wood finish with a simple spray of strong black tea.*





# All Decked OUT

*Set the stage for  
spectacular outdoor living  
with a worn-out deck revived  
with stain and all dressed up  
for summer relaxation.*



*We sprayed our succulent basket with  
thinned Annie Sloan Chalk Paint®  
in Old White.*





## RENOVATE WITH RENUVO

As a flat, outdoor surface, your deck takes quite the beating from the elements. Dry, chapped and maybe even chippy, you can bring it back to life with a fresh coat of translucent stain. Prepare your deck using a pressure washer and strip or sand with a commercial sander. Remove any dust and debris and stain with the **RENUVO** paint applicator. Simply fill the reservoir with the stain of your choice and apply to revive your deck surface. If you can sweep a floor, you can stain your deck.

*Renew your deck with Pittsburgh Paints' translucent deck stain in Cinder.*







Richly refreshed with one coat of deck stain.

### *Deck Decor*

To really set the stage you must begin with the surface. This deck had very little lasting finish still on—it virtually eroded from the elements. To begin anew, paint stain and furniture paint colors were selected from a range of gray tones. Like stone and statuary, shades of gray are harmonious with plants and greenery and have a calming, tranquil appeal. Just the mood for a restful, outdoor escape.







The dark-toned decking provides a dramatic foundation for layers of rugs and furnishings. Plants in neutral-toned containers literally pop off the surface, providing multiple points of interest as well as boundaries for the space. Furnishings are similarly colored and textural.







A big Boston fern provides lush and graphic impact on the rich wood surface.



## COUCH CONVERSION

These lightweight sectional sofa pieces have a modern appeal with a dorm room sensibility. **SOLUTION:** Spray with Primer 123 and a subtle finish of Pittsburgh Paints' exterior latex paint in Dover Gray.

**FLEXiO your skills!** Furnishings found roadside were revived with a coat of Pittsburgh Paints' Dover Gray applied with the **FLEXiO® 890** in our instant spray booth p. 24. Simple accessories like a wicker ottoman, hurricane candle holder and tin-topped coffee table are all upcycled from yard sale finds or from inside the owner's home.







### *Heck of a Deck*

Not only RENUVO-ed, the deck surface also has protection from wind and rain. Water will now bead up and roll off the surface instead of soaking in and degrading the wood. Add some stylish furnishings and no one needs to know that your deck makeover was all about protecting the wood.

With freshly sprayed furniture and a renewed deck you can raise a glass to the ease of Wagner paint tools.





*A Season Ahead*

**FIRST IMPRESSIONS**



*Put your style front and center this holiday season with a fresh and fun door makeover that will usher in good-tidings, but also make a style statement all year long.*



# REFINED ELEGANCE

Annie Sloan Chalk Paint® in Coco and Old Ocher

“There is nothing more welcoming than a beautifully decorated door that reflects the creative style of the homeowner.” –Carol Spinski



Carol Spinski is a photographer, designer and style expert known for her stylish, upscale farmhouse look. Check out all of her work at [carolspinski.com](http://carolspinski.com).



A SMART Edge Roller® provides a smooth finish and works well inside the recessed panels.

A subtle stencil in Old Ocher adds refined detail to this door that features a sophisticated but understated arch. Place stencil on door with blue painter's tape and roll over it with the **SMART Edge Roller®**.

Fill an urn with apples and variegated greens. A wreath of sprayed twigs is enlivened with fresh cut branches. The stencil design will make an engaging door all through the new year.





# OLD TIME CHRISTMAS

Annie Sloan Chalk Paint® in Emperor's Silk and Coco

"My front door and porch is the first area I decorate for the holidays. Nothing says welcome and conveys the joyfulness of the season more than a front door that's decked out for the holidays. —Debra Norton



Debra Norton is a designer, blogger, and stylist known for fresh and modern updates on tradition. Follow her work inspiration at [paperparade.ca](http://paperparade.ca).



The SMART Edge Roller® is genius at painting the door panels without getting paint outside the lines.

Precision cut medallions from the craft store add a Scandinavian snow flake pattern to the door. To paint, simply place medallions on the sticky side of blue paint tape. Roll over surface with a **SMART Edge Roller®** filled with paint.

Affix to the door with sparing amounts of low tack adhesive for easy removal. Decorate with a straw hat or floral wreath in the warmer seasons.





# CITRUS SURPRISE

California Paints in Parakeet, Lime Twist and Annie Sloan chalk paint in Old Ochre

“There is nothing more attractive to me than real curb appeal at the holidays. With a blast of color and a natural citrus theme, this is an entry that really turns heads.” —*Matthew Mead*



Matthew Mead is an author, stylist and photographer who is known for engaging many different styles in decorating. Follow his work at [holidaywithmatthewmead.com](http://holidaywithmatthewmead.com) or Instagram: @matthewmeadstyle.

*“The SMART Edge Roller® works as well on many projects as just a nice-sized roller. I like it because I can work fast and cover a surface with an even coat and little mess.”*



Oranges are plentiful and inexpensive at holiday time. Fill a crock or urn with leaves and fruit for a welcoming arrangement. Fresh greens mix with citrus for a eye-catching wreath. Use faux fruit in the northern regions of the USA, fresh fruit in southern states. Fashion a door number with a frame and printed numbers laminated for protection from the elements.





# THE ROLLERS WITH A BUILT-IN PAINT TRAY.



## NO MESS. NO TRAY. PAINT IN THE HANDLE.

Introducing The SMART Roller<sup>®</sup> family from Wagner. Draw paint directly from the can, then apply a high-quality finish without drips or spatters, twice as fast as old-fashioned rollers and brushes. It's simply a smarter way to paint. View demo videos at [WagnerSprayTech.com](http://WagnerSprayTech.com)



# FREQUENTLY ASKED QUESTIONS

At Wagner, we have a helpful hotline that will keep you creating by answering any questions about our products. Call us at 1-800-328-8251. Here are some frequently asked questions and answers from our pros.

*Does a sprayer use more paint than a brush or roller?*

Spraying paint can be much more efficient in paint-use than hand applications. Multiple coats are sometimes not needed for good coverage due to consistency of paint application with a sprayer. You also can easily apply multiple coats when trying to create an effect like 'distressed' where you want the undercoat to show through.

*What kind of finish will I get on my project with a FLEXiO<sup>®</sup>?*

The finish depends on several factors. You can create everything from a near glass finish to a stippled texture effect depending on the nozzle used, thickness of paint sprayed, and air power setting chosen.

*Do I need to be experienced in paint spraying to use a FLEXiO<sup>®</sup>?*

No, the FLEXiO is designed for consumers with simple controls and forgiving paint application. The keys to remember are to set the easy controls, test on scrap cardboard, and apply light coats holding the sprayer only 6 inches from the surface.

## SUPPLIES

Replicate our projects with ease using the right tool for the right effect. Here are the Wagner tools we used to create a beautiful FINISH.

### FLEXiO<sup>®</sup> 890

- Flower Bed
- Waist High Gardening
- Spray Booth to Photo Finish
- All Decked Out

### FLEXiO<sup>®</sup> 990

- Spray Booth to Photo Finish
- The White Hue
- Take a Spraycation

### SMART Roller<sup>®</sup>

- Waist High Gardening
- Take a Spraycation

### SMART Edge Roller<sup>®</sup>

- First Impressions

### RENUVO<sup>™</sup>

- Take a Spraycation
- All Decked Out





We all scream  
for ice cream!

OUR  
SUMMER  
PALETTE

1. California Paints  
Lime Twist
2. California Paints  
Parakeet
3. Annie Sloan  
Paloma
4. Annie Sloan  
Emperor's Silk
5. Annie Sloan  
Coco
6. Annie Sloan  
Old Ochre
7. Annie Sloan  
Old White
8. Benjamin Moore  
Super White
9. Sherwin-Williams  
Showstopper
10. Annie Sloan  
French Linen
11. Valspar  
Mountain Lake  
concrete paint
12. Valspar  
Satin White
13. Pratt and Lambert  
Mauve Blush
14. California Paints  
Use the Best China

